

# Secret Treasure Box

**RADICA!**



MODEL 72051  
Secret Treasure Box  
For 1 player / Ages 3 and up

## INSTRUCTION MANUAL

P/N 82367600 Rev.A

*We all know how important it is for girls to keep their most precious things safe. Secret Treasure Box is a safe place to protect your secret stuff!*

Barbie™ Secret Treasure Box is a stylish way to keep special things safe. Only the magnetic butterfly pendant can open it. There are spacious storage compartments for your most favorite things.

### FEATURES

**MAGNETIC LOCK** - Secures the lid of your Secret Treasure Box to keep your private things safe.

**BUTTERFLY CHARM NECKLACE** - This is the secret key, disguised as a butterfly, that unlocks and opens your Secret Treasure Box. The necklace has a breakaway clasp for safety and is fully adjustable.

**SECRET STORAGE COMPARTMENT** - These are perfect for jewelry, cosmetics, hair accessories or even money. The best thing about it, is that you have two separate compartments to store your stuff in.

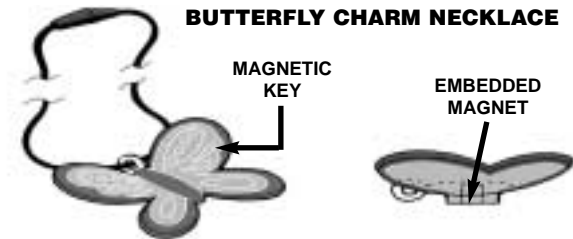
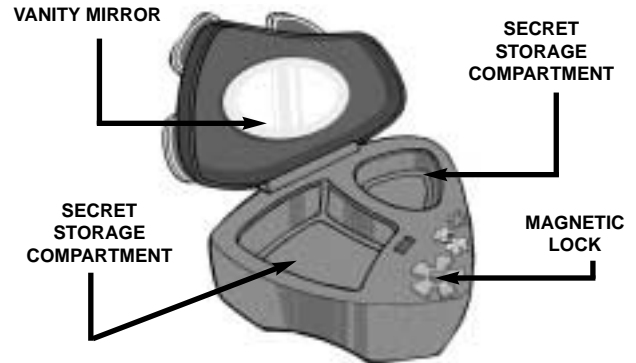
**VANITY MIRROR** - Located on the underside of the lid is the mirror that adds to the appeal of Barbie Secret Treasure Box. You can use the mirror to adjust your Shimmer and Shine Light Up

E

Jewelry so that it looks “just right” when you go out with friends.

**BATTERY COMPARTMENT** - The battery compartment is located on the bottom of your Secret Treasure Box. The battery door is hinged.

**EMERGENCY BUTTON (RESET)** - An EMERGENCY button is located on the bottom of your treasure box, which allows access in case the charm necklace is misplaced.



### GETTING STARTED

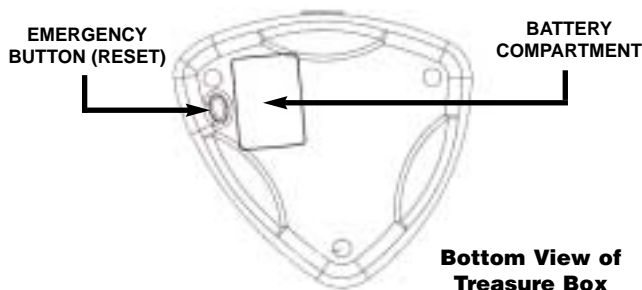
Insert the BUTTERFLY CHARM NECKLACE into the MAGNETIC LOCK, located on the top of your Secret Treasure Box, to unlock and open the lid. The flowers on top of your Treasure Box will illuminate and you will hear magical music play. This tells you that the box has opened.

### STORAGE COMPARTMENTS

Once your treasure box is open, you can access the storage area and vanity mirror. The compartments are designed to accommodate rings, bracelets, earrings, necklaces, lip gloss, nail polish, hair clips, scrunchies, hair ties, money and other small items. *A jewelry box with your privacy in mind!*

### EMERGENCY BUTTON (RESET)

Another added feature to your Secret Treasure Box is an EMERGENCY button. This button, located on the bottom of your Treasure Box next to the battery compartment, allows access if the charm key is misplaced.



## BATTERY INSTALLATION:

Barbie Secret Treasure box is powered by four (3) AAA batteries. Cross Reference for these batteries: LR03.

- Using a screwdriver, loosen the screw until the battery compartment door on the back of the treasure box can be removed.
- Insert three (3) AAA batteries (We recommend alkaline) as indicated inside the battery compartment of the treasure box.
- Replace the battery compartment door and tighten the screw with a screwdriver. Do not over-tighten.

**ADULT SUPERVISION IS RECOMMENDED WHEN CHANGING BATTERIES.**

## CAUTION:

- **As with all small batteries, the batteries used with this product should be kept away from small children who might still put things in their mouths. If a battery is swallowed, consult a physician immediately.**
- **Be sure you insert the battery correctly and always follow the product and battery manufacturer's instructions.**
- **Do not dispose of batteries in fire.**
- **Batteries might leak if improperly installed, or explode if recharged, disassembled or heated.**

## MAINTENANCE:

- Handle this product carefully.
- Store this product away from dusty or dirty areas.
- Keep this product away from moisture or extreme temperature.
- Do not disassemble this product. If a problem occurs, press the RESET button, or remove and replace the batteries to reset the computer or try new batteries. If problems persist, consult the Warranty information located at the end of this Instruction Manual.
- Use only the recommended battery type.
- Do not mix old and new batteries.
- Do not mix alkaline, standard (carbon-zinc) or rechargeable (nickel-cadmium) batteries.
- Do not use rechargeable batteries.
- Do not attempt to recharge non-rechargeable batteries.
- Remove any exhausted batteries from this product.
- Do not short-circuit the supply terminals.
- Insert batteries with the correct polarity.

**Please retain this for future reference.**

This product complies with Part 15 of the FCC Rules. Operation is subject to the following two conditions: (1) this device may not cause harmful interference and (2) this device must accept any interference received, including interference that may cause undesired operation.

**WARNING:** Changes or modifications to this unit not expressly approved by the party responsible for compliance could void the user's authority to operate the equipment.

**NOTE:** This equipment has been tested and found to comply with the limits for a Class B digital device, pursuant to Part 15 of the FCC Rules. These limits are designed to provide reasonable protection against harmful interference in a residential installation. This equipment generates, uses and can radiate radio frequency energy and if not installed and used in accordance with the instructions, may cause harmful interference to radio communications. However, there is no guarantee that interference will not occur in a particular installation. If this equipment does cause harmful interference to radio or television reception, which can be determined by turning the equipment off and on, the user is encouraged to try to correct the interference by one or more of the following measures:

- Reorient or relocate the receiving antenna.
- Increase the separation between the equipment and receiver.
- Connect the equipment into an outlet on a circuit different from that to which the receiver is connected.
- Consult the dealer or an experienced radio TV technician for help.

## 90-DAY LIMITED WARRANTY

(This product warranty is valid in the United States and Canada only)

Radica China Limited warrants this product for a period of 90 days from the original purchase date under normal use against defective workmanship and materials (batteries excluded). This warranty does not cover damage resulting from accident, unreasonable use, negligence, improper service or other causes not arising out of defects in material or workmanship. Radica China Limited will not be liable for any costs incurred due to loss of use of this product or other incidental or consequential costs, expenses or damages incurred by the purchaser. Some states do not allow the exclusion or limitation of incidental or consequential damages, so the above limitations may not apply to you. This warranty gives you specific legal rights and you may also have other legal rights, which vary from state to state.

During this 90-day warranty period, the game will either be repaired or replaced (at our option) without charge to the purchaser when returned prepaid with proof of date of purchase to: **Radica USA, Ltd., 13628-A Beta Road, Dallas, Texas 75244, USA.** Please remove the batteries and wrap the unit carefully before shipping. Please include a brief description of the problem along with your return address and mail it postage prepaid.

Products returned *after* the 90-day period has expired will be repaired or replaced (at our option) for a service charge of US \$10.00. Payment must be made by check or money order. This extended service will only be available for one year from the date of purchase.

**IMPORTANT:** Before returning the unit for repair, test it with fresh alkaline batteries. Even new batteries may be defective or weak and low battery power is a frequent cause of unsatisfactory operation.

**RADICA®**  
**SECRET TREASURE BOX IS A TRADEMARK OF**  
**RADICA CHINA LTD.**  
 © 2001 RADICA CHINA LTD.  
 PRODUCT SHAPE™  
 PATENTS PENDING  
 ALL RIGHTS RESERVED

BARBIE IS A TRADEMARK OWNED BY AND  
 USED UNDER LICENSE FROM MATTEL, INC.  
 © 2002 MATTEL, INC.  
 ALL RIGHTS RESERVED.

