


my scene™

JAMMIN' IN JAMAICA™ INSTRUCTIONS

CONTENTS



CONSUMER INFORMATION

YOU CAN TELL IT'S MATTEL!™ CALL us toll-free or write with any comments or questions about our products or service. Monday-Friday 8:00 a.m.-6:00 p.m. Eastern Time. Outside U.S.A., see telephone directory for Mattel listing.

Consumer Relations, Mattel, Inc.
333 Continental Blvd.
El Segundo, CA 90245 USA

1(800) 524-TOYS

WE ARE DEDICATED TO QUALITY PRODUCTS.

Colors and decorations may vary from those shown.

Please remove everything from the package and compare to the contents shown here. If any items are missing, please call 1-800-524-TOYS.



C4891-0920

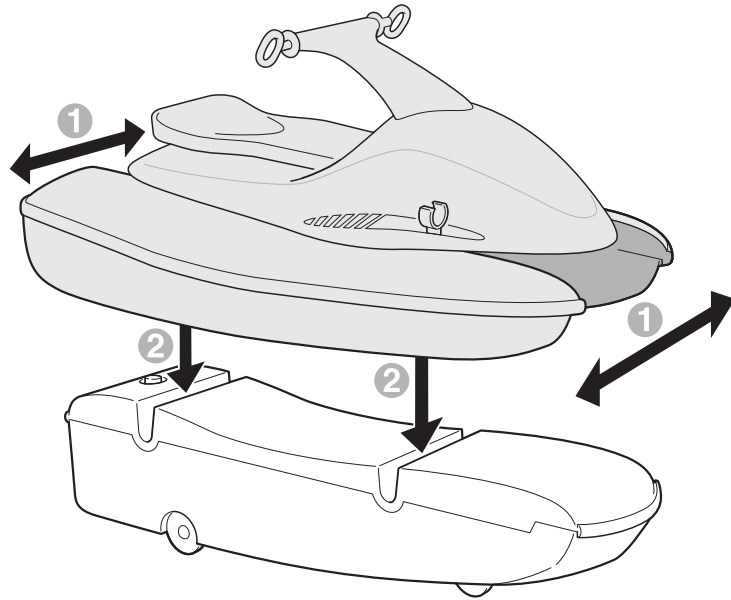
Keep these instructions for future reference as they contain important information.

©2003 Mattel, Inc. El Segundo, CA 90245 U.S.A. All Rights Reserved.

Your doll has Jamaican beach style!


PUT TOGETHER THE WATERCRAFT.

- 1 Pull out the sides of watercraft.
- 2 Slide the center part up and snap onto sides. The front and back snaps on.



Water toys sometimes get messy. Protect play surfaces before use.
Drain, rinse, clean and dry all items thoroughly before storing.

YOUR DOLL CAN RIDE THE WATERCRAFT.



Safety first!

Put on your doll's safety vest as shown.

